

ROLF BENZ

310

Design: Silja und Norbert Beck



**ROLF
BENZ**

Technische Daten Technical data

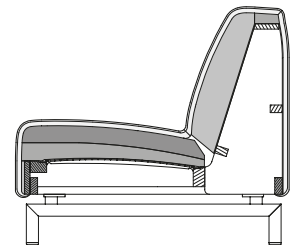
01.03.2017

- Holz-Innengerüst
- Stahlwellen-Unterfederung
- Rücken aus Polyurethanschaum
- Sitz aus Polyurethanschaum, schichtweise aufgebaut in verschiedenen Höhen und Härten aufeinander abgestimmt
- Bezug mit Polyester-Vlies unterstept
- Stahlspange wahlweise:
 - Edelstahl
 - Lackiert RAL 9017 Verkehrsschwarz

Das hochwertige Material wird nach DIN- und RAL-Richtlinien und durch Langzeittests erprobt. Unsere Polster-Schaumstoffe werden FCKW-FREI hergestellt.

- Wooden inner frame
- Nosag spring support
- Back in polyurethane foam
- Seat in polyurethane foam, built up in coordinated layers varying in height and firmness
- Cover quilted underneath with non-woven polyester
- Steel brace options:
 - stainless steel
 - painted RAL 9017 traffic black

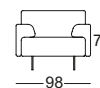
The high-grade materials used are tested in accordance with DIN and RAL directives and subject to long-term testing. The foam materials used in our upholstered furniture are produced free of fluorochlorinated hydrocarbons.



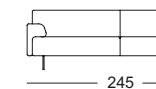
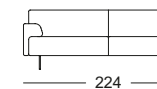
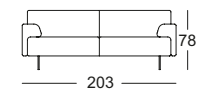
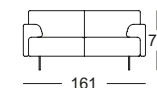
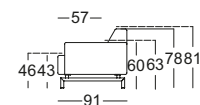
Sitzhöhen lieferbar
Seat heights available



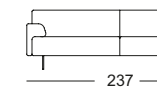
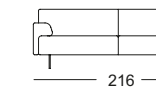
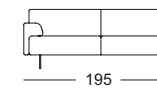
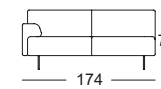
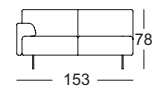
Sessel
Armchair



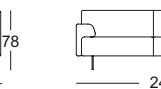
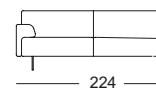
Sofabank
Sofa



Anreihsofa
Sectional sofa element



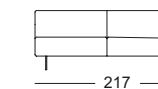
Eck-Anreihsofa
Sectional corner sofa element



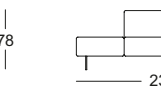
Anreihbank
Sectional sofa



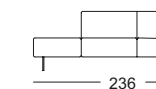
Eck-Anreihbank
Sectional corner sofa



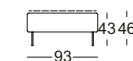
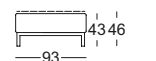
Anreihbank mit Polstersitz
Sectional sofa with fixed footstool



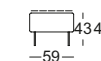
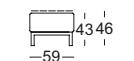
Eck-Anreihbank mit Polstersitz
Sectional corner sofa with fixed footstool



Polsterbank
Ottoman



Hocker
Footstool



Bitte beachten: Alle technischen Angaben basieren auf dem Zeitraum vor dem Druck, spätere Änderungen sind möglich. Alle Maße sind ca.-Angaben.

Please note: All technical specifications are based on the period before printing. Subsequent modifications are possible. All measurements are approximate.

**ROLF
BENZ**



Rolf Benz 310 überzeugt mit seiner reduzierten Formsprache bereits als besonders kompaktes Einzelsofa ab 161 cm Gesamtbreite – und besticht gleichzeitig mit einer Anpassungsfähigkeit, die ihresgleichen sucht. Unkompliziert und vielseitig kombinierbar zeichnet es sich auch durch einen besonders angenehmen Sitzkomfort aus. Der Programmumfang besteht aus 5 Sofabreiten und 6 Anreihmodellen in 2 Sitzhöhen und 2 Fußausführungen. Perfekt ergänzt wird das Sofa durch den passenden Sessel, die Polsterbank oder den Hocker.

The minimalist design of the **Rolf Benz 310** makes it an impressive, very compact individual sofa, with a total width from 161 cm – and at the same time amazingly adaptable: an adaptability without parallel. The Rolf Benz 310 is incredibly comfortable, and can be combined easily in many versatile ways. The programme range includes 5 sofa widths and 6 modular elements in 2 seat heights and 2 leg designs. The matching armchair, upholstered bench and footstool go perfectly with the sofa.

